



Pump specifications:

Type.....	BA100K D193
Max. flow	190 m ³ /hour (836 US GPM)
Max. pressure	22 mwc (73 ft.)
Solids handling	82 mm (3,23")
Impeller type	Channel impeller
Priming system	BBA MP50
Engine	Hatz 1D90Z DriveOn®
Emission standard	Stage V
Canopy	M10-18
Connections.....	4" or 6"
Sound level.....	53 dB(A) at 10 m
Dry weight.....	1450 kg (3190 lbs.)

FEATURES

BA auto prime pump

The BA range of pumps has been designed with a clear focus on reliability, efficiency and durability. Featuring a 100% mechanical priming system, the BA series pumps quickly prime and re-prime, even from dry conditions. The heavy build style of both pump and canopy make the BA range perfect for use in the strenuous contractor market.

World-class performance

The BA range is built to be deployed on the most demanding dewatering and sewage bypassing applications. Using high efficiency pumps and state-of-the-art diesel engines, the pumps offer maximum performance at minimal cost, fully in-sync with the company philosophy of "Lowest cost of ownership".

Sustainability

- High efficiency pumps minimising fuel consumption
- Corrosion free hot dip galvanized canopy
- Corrosion free composite door panels
- 100% Oil-spill free priming system
- Fully bundled unit eliminating fuel/oil spills at all times

Complete package designed & built by BBA Pumps

- Complete in-house design & production
- Over 60 years of experience in the market
- Extensive testing facility in-house
- Contemporary & functional design
- Durable & eco-friendly materials
- Custom builds available

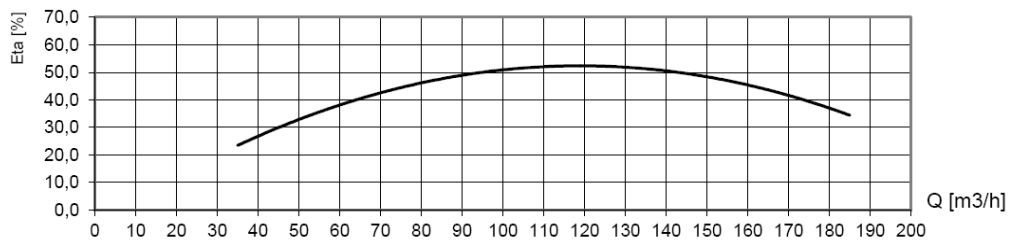
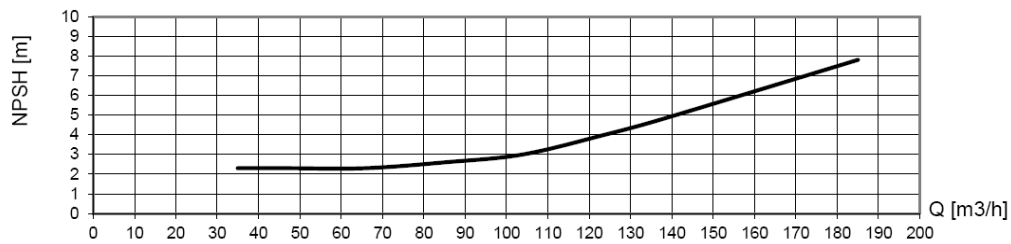
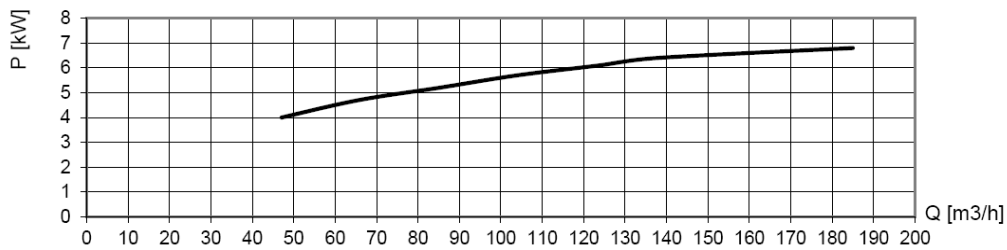
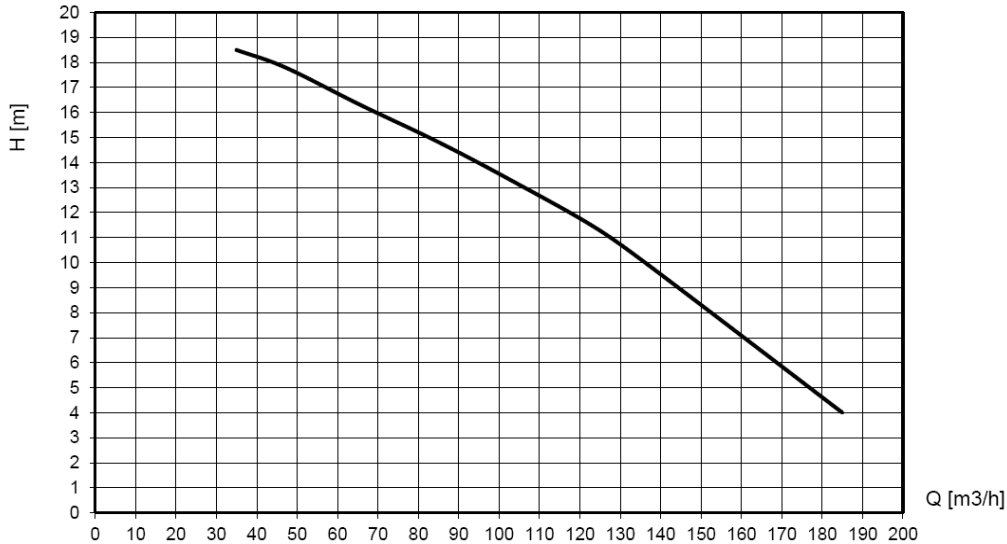
After sales service & product support

- Single supplier for parts, spares & accessories
- Dedicated customer help-desk (24h service)
- Dedicated service department in-house
- Global parts distribution network
- Optional global on-site servicing
- Extensive training options available (technical & commercial), on-site or in-house



Performance curves at 1700 rpm.

(measured with 6" connections)



Engine speed rpm		Capacity Q in m ³ /h				Fuel consumption (BEP) l/h
1700	H	40	80	120	150	1.8
1500	mwc	13	11	8	5	1.4
1300		10	7	4	-	1

The standard factory speed setting is **1500 rpm**. please consult www.bbapumps.com for different speed curves.

STANDARD TECHNICAL SPECIFICATIONS

BBA auto prime pump

Pump type.....BA100K D193
 Max. flow (6" connections)... 190 m³/hour (836 US GPM)
 Max. flow (4" connections)... 150 m³/hour (660 US GPM)
 Max. head 22 mwc (73 feet)
 Impeller type Channel impeller
 Solids handling 82 mm (3.23 inch)
 Pump casing Cast iron GG20
 Impeller Ductile iron GGG40
 Pump shaft..... C45
 Shaft sealing Mechanical seal tung/tung/viton



BBA priming system

Pump type.....BBA MP50 Diaphragm pump
 Air handling capacity 50 m³/h (30 CFM)
 Max. vacuum 8.5 m (29 inHg)
 Drive Toothed belt (continuous drive)
 Float box Aluminium
 Non return valve Cast iron GG25
 Check valve disc..... Buna-N

Engine

Engine brand Hatz
 Engine type..... 1D90Z electric start
 Power..... 6.9 kW (9.4 Hp)
 Engine speed..... Variable 1300 - 1700 RPM
 Speed (factory standard) 1500 rpm
 Feature DriveOn®
 Oil change interval..... 1500 running hours
 Fuel consumption 227 g/kWh (at max load)
 Displacement..... 0,722 l (44cu.in.)
 Number of cylinders..... 1
 Emission level..... Stage V



BBA dashboard LC20

- Auto start/stop system
- Two float switches included (10 m cable)
- Switch Manual-0-Auto
- Tachometer
- Hour counter
- Warning lights "oil and engine temperature"
- Warning light "auto stand-by"



Fuel system

- Composite fuel tank 220 Litres (58 US Gallon)
- Fuel tank cap Ø 60 mm
- Mechanical fuel gauge

Electrical system & safety features

- Nominal voltage 12 Volt
- Premium quality battery
- Low oil pressure shut down

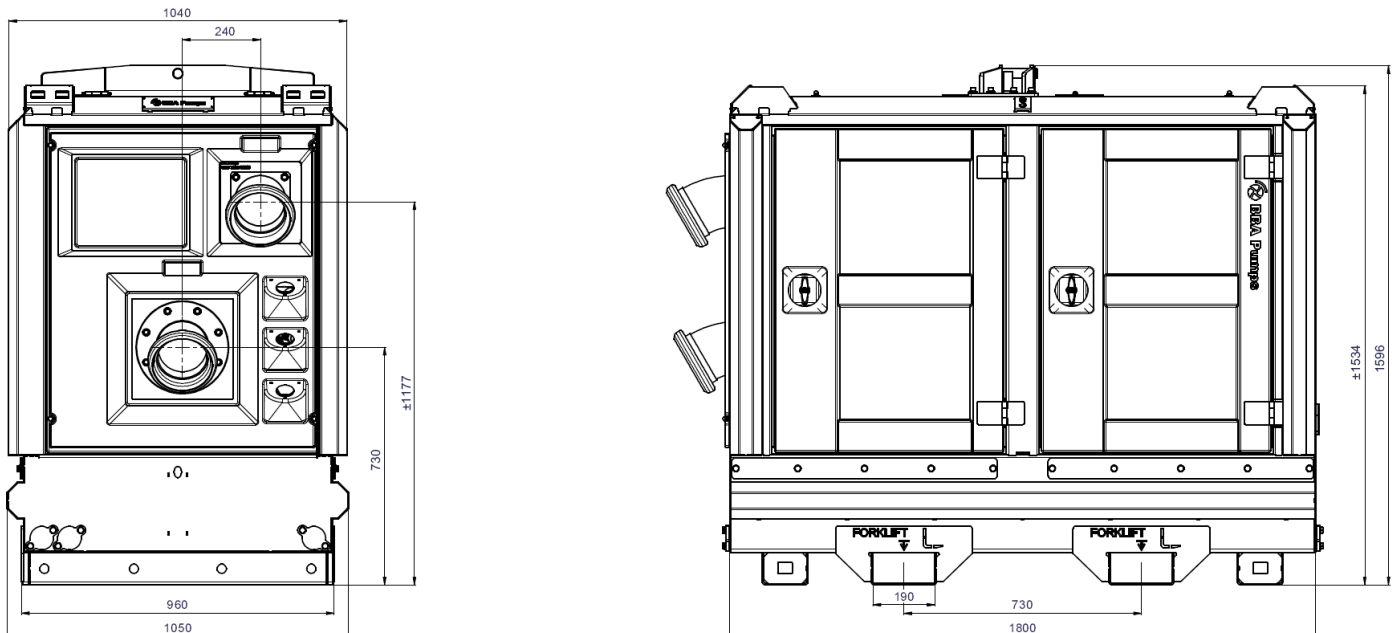
CANOPY M10-18

BBA super silent canopy

- Canopy type.....M10-18
- Dimensions L x W x H 1800 x 1050 x 1596 mm
- Dimensions L x W x H 71 x 41.3 x 63 inch
- Basic frame Hot dip galvanized
- Roof panels (hinged) Steel hot dip galvanised
- Doors 4 easy-access doors (lockable)
- Grill and door panels Composite ABS/ASA
- Fuel tank PE net 220 ltr (58 US Gallon)
- Fuel tank autonomy 120 hours (at 1700 rpm BEP)
- Fuel tank cap 60 mm (2.5 inch)
- Forklift pockets Fitted with 2 forklift pockets
- Lifting point Fitted with single lifting point
- Stackable Canopy is stackable
- Connections Please consult “auxiliary items”
- Oil drain pump Please consult “auxiliary items”
- Exhaust system Fully integrated in the canopy
- Documentation box..... BBA user manual and warranty book

BBA E-lift® system


The M10-18 canopy has been fitted with the BBA E-lift® system. By removing the roof panel, the pump and diesel engine as a whole can be removed from the canopy effortlessly allowing easy preventative maintenance on the pump and diesel engine. In addition, as the canopy is not fitted with padding or insulation materials, it can be cleaned quickly using a pressure washer.



Actual dimensions (in mm) may vary depending on selected quick couplings.



Channel impeller
GGG40 channel impeller,
ductile iron, solids handling
82 mm.



Hatz DriveOn®
-Large engine oil sump
-Service interval 1500 hours
-25% saving on engine oil
-Ergonomic design



Easy inspection
Oil glasses, drain valves and
fill plugs are all easily
accessible.



Large inspection covers
Easy access to float box,
impeller and non-return valve.



Safety
Extremely durable and
lockable T-locks offering
perfect grip.




4 Year limited warranty
The BBA limited warranty
covers years or operating
hours whichever occurs first.
For more details please
consult the BBA warranty
book.


Pictures used are for illustration purposes only.

AUXILIARY ITEMS (configurable)


Discharge connections

Art.nr.		Ø inch	Ø mm	Connection	
5080874	30° male (ball)	4	100	System C	
5080878	30° male (ball/lever)	4	100	System B	
5080879	30° female (cup)	4	100	System B	
5080877	30° male (ball)	6	150	System C	
5080881	30° male (ball/lever)	6	150	System B	
5080876	30° female (cup)	6	150	System B	

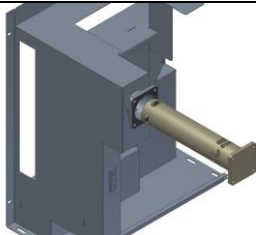
Suction connections

Art.nr.		Ø inch	Ø mm	Connection	
5080891	30° male (ball)	4	100	System C	
5080886	30° male (ball/lever)	4	100	System B	
5080885	30° female (cup)	4	150	System B	
5080887	30° male (ball)	6	150	System C	
5080890	30° male (ball/lever)	6	150	System B	
5080889	30° female (cup)	6	150	System B	


M10-23 Kit

93050002	M10-23 Kit	
	- K0 Oil drain pump	
	- External fuel tank connections	
	- Battery isolator switch	

Exhaust system

	<p>Exhaust module prepared for DPF/DOC</p> <p>Future proof with the unique BBA Pumps exhaust module. Fitted as standard with a certified spark arrester and fully prepared for installation of a diesel particulate filter & oxidation catalyst.</p>	
--	---	---

Environmental care

	<p>Diesel Particulate Filter & Oxidation Catalyst</p> <ul style="list-style-type: none"> - Fully integrated in the exhaust module - Reduction of Particulate Matter, PM > 95% - Reduction of Hydrocarbon, HC > 50% maximum 65% - Reduction of Carbon Monoxide, CO > 70% maximum 90% - VERT® Certified 	
--	--	---

Myynti: Aquator Oy
puh. 044 788 1620
puh. 044 088 1620
info@aquator.fi

AQUATOR
water technologies