

Stackable frame **BF10-23**

Pump specifications:

Type.....	BA180E D328
Max. flow	620 m ³ /hour (2730 US GPM)
Max. pressure	32 mwc (106 ft.)
Connections.....	DN200 (8")
Solids handling	80 mm (3,15")
Impeller type	Semi-open impeller
Priming system	BBA MP100
Motor.....	45 kW – 4 pole
Voltage	400/690V 50 Hz
Motor control.....	See options page 4
Frame or canopy	BF10-23 or L10-23
Weight (net)	1650 kg / 1750 kg

FEATURES

BA auto prime pump

The BA range of pumps has been designed with a clear focus on reliability, efficiency and durability. Featuring the 100% mechanical priming system, the BA series pumps quickly prime and re-prime, even from dry conditions. The heavy build style of both pump and canopy make the BA range perfect for use in the strenuous contractor market.

World-class performance

The BA range is built to be deployed on the most demanding dewatering and sewage bypassing applications. Using high efficiency pumps and electric motors, the pumps offer maximum performance at minimal cost, fully in-sync with the company philosophy of "Lowest cost of ownership".

Electric pumps in canopy

- Extremely low noise level
- Maximum safety while running
- Better resistant to vandalism
- More space for your branding
- Optimal weather protection
- Minimal ageing, therefore stable in value

Complete package designed & built by BBA Pumps

- Complete in-house design & production
- Over 60 years of experience in the market
- Extensive testing facility in-house
- Contemporary & functional design
- Durable & eco-friendly materials
- Custom builds available

After sales service & product support

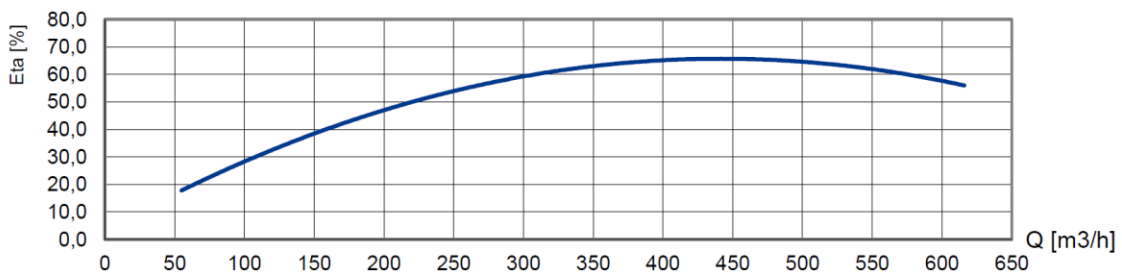
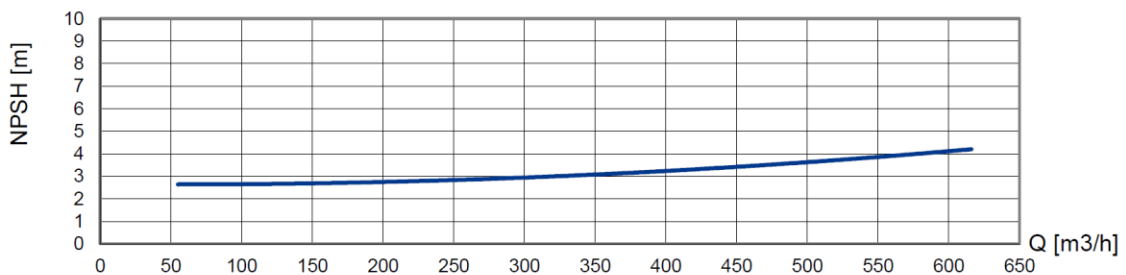
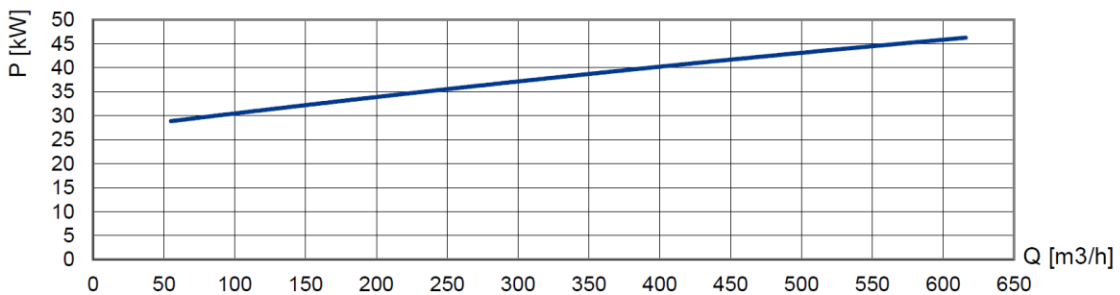
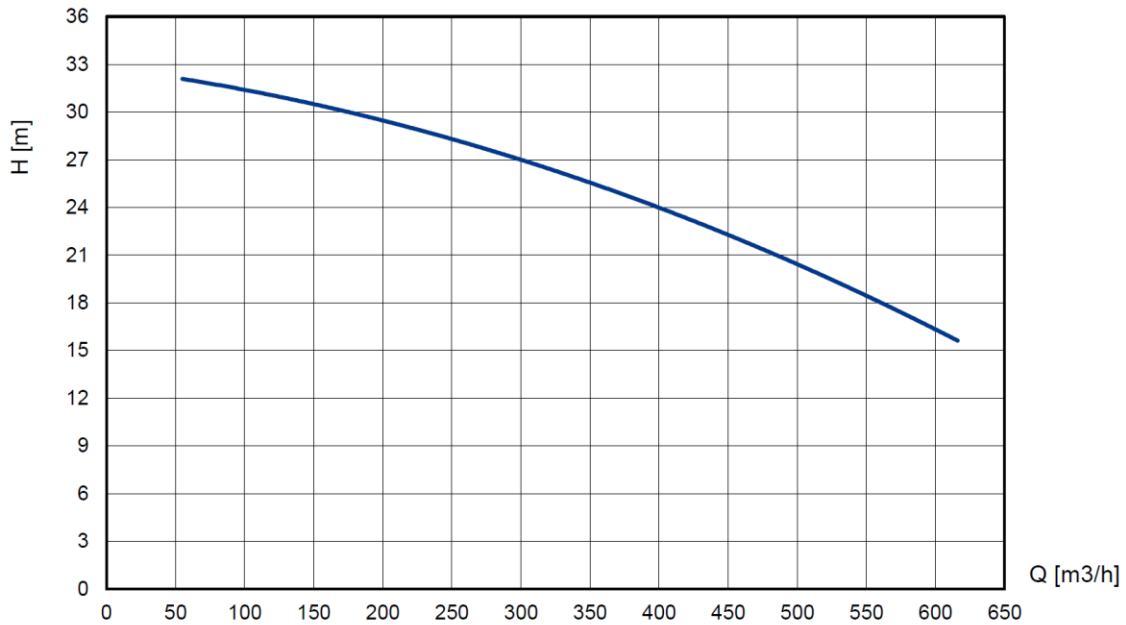
- Single supplier for parts, spares & accessories
- Dedicated customer help-desk (24h service)
- Dedicated service department in-house
- Global parts distribution network
- Optional global on-site servicing
- Extensive training options available (technical & commercial), on-site or in-house



Canopy **L10-23**

PERFORMANCE CURVES (1480 RPM)

Continuous duty according ISO 9906



STANDARD TECHNICAL SPECIFICATIONS

BBA auto prime pump

Pump type.....	BA180E D328
Max. flow.....	620 m ³ /hour (2730 US GPM)
Max. head.....	32 mwc (106 feet)
Impeller type.....	Semi-open impeller
Solids handling.....	80 mm (3.15 inch)
Pump casing.....	Cast iron GG20
Impeller.....	Chrome Moly 42CrM04
Self-cleaning wear plate.....	Chrome Moly 42CrM04 (cutter slots)
Pump shaft.....	C45
Shaft seal.....	Mechanical seal
Seal faces.....	Tung/Sic
Seal rubbers.....	Viton



BBA priming system

Pump type.....	BBA MP100 Diaphragm pump
Air handling capacity.....	100 m ³ /h (59 cfm)
Max. vacuum.....	8.5 m (29 Hg)
Drive.....	Electric motor 3kW – 400V motor
Start/stop.....	Fully automatic
Float box.....	Aluminium
Non return valve.....	Cast iron GG25
Check valve disc.....	Buna-N

Electric motor

Motor brand.....	Hoyer
Motor type.....	HMC3 225M-4
Power kW (hp).....	45 kW
Rated Voltage.....	400/690V 50Hz
Current (I nom.).....	77 Amp
4-pole.....	1480 RPM
Efficiency.....	94.2%
IE3.....	EC Directive 2005/32



BBA stackable frame or canopy

Frame.....	Steel hot dip galvanized
Dimensions L x W x H.....	2300 x 1040 x 1405 mm
Dimensions L x W x H.....	90 x 41 x 55,3 inch
Lifting point.....	Fitted with single lifting point
Forklift pockets.....	Fitted with 2 forklift pockets
Stackable.....	Frame and canopy are stackable
Control panel.....	Softstarter (other options see page 4)

All electrical components **safe** and **dry** behind a lockable door.




MOTOR CONTROLS (configurable)


Mobile electric pumps in stackable frames or sound attenuated canopies are equipped with a lockable compartment. This is where the electrical components – such as the motor control – are mounted safely and dry. Configure your pump unit with one of the motor controls listed below.

DOL	
Direct On Line	With DOL delivery, the electric BBA pump unit is supplied bare without a lockable compartment or motor control. To prevent pump damage, the user must ensure a proper motor start method.


BASIC	
Star-Delta	With Basic delivery, the electric BBA pump unit is supplied with a star-delta switch. This is only possible for pumps with a motor power up to 30 kW and sufficient available electrical power due to peak current during start-up. (The vacuum pump always runs together with the main pump)



STANDARD	
Soft Starter <i>Most popular</i>	The Standard package is the most popular; the BBA electric pump unit is fitted with a soft starter. This motor control ensures a smooth start with constant acceleration, reduces starting current and avoids unnecessary mechanical stress on the pump. Another advantage is the linear stop, which prevents pump damage due to water hammer.



VFD	
Variable Frequency Drive	With the VFD model, the electrical BBA pump unit is equipped with a Variable Frequency Drive. This allows you to regulate the water flow and pressure by adapting the motor speed. In addition to energy savings, variable frequency drives offer many features and optimum pump protection. The unit is also equipped with a more powerful motor so that the pump can run up to 60 Hz. (for electric motors larger than 45 kW we also change the frame/canopy)



	DOL	BASIC	STANDARD	VFD
Automatic level control	X	X	✓	✓
PTC thermal protection	X	X	✓	✓
Direction of rotation / phase loss protection	X	✓	✓	✓
Hour counter / malfunction lamp / switch	X	✓	✓	✓
Emergency stop according to 'SIL 2'	X	✓	✓	✓
Vacuum pump automatic on/off	X	X	✓	✓
Multilingual display	X	X	✓	✓

Discuss other specific options with your account manager or BBA Pumps distributor.




Semi-open impeller
Corrosion and abrasion resistant Chrome Moly (42CrM04) semi-open impeller.



Large inspection covers
Easy access to float box, impeller and non-return valve.



Safety
Extremely durable and lockable T-locks offering perfect grip.



Double vacuum pump
Diaphragm pump, air-cooled, water resistant and oil-spillage free. Air capacity of 100 m³ per hour.



4 Year limited warranty
The BBA limited warranty covers years or operating hours whichever occurs first. For more details please consult the BBA warranty book.



User Manual
Extensive user manual with important information concerning the pump unit, pump installation and safety warnings. Available in several languages.

Myynti: Aquator Oy
puh. 044 788 1620
puh. 044 088 1620
info@aquator.fi

AQUATOR
water technologies

Pictures used are for illustration purposes only.