



Pump specifications:

Type.....	BA700G D810
Max. flow	7800 m ³ /hour (34300 US GPM)
Max. pressure	23 mwc (76 ft.)
Discharge x suction	DN700 x DN800
Solids handling	145 mm (5,7")
Impeller type	Axial flow impeller
Priming system	BBA MP100
Engine	Volvo Penta TAD1384VE
Emission standard	Stage V
Canopy	EL23-58
Sound level.....	75 dB(A) at 10 m
Dry weight.....	12.000 kg (26,400 lbs)

FEATURES

BA auto prime pump

The BA range of pumps has been designed with a clear focus on reliability, efficiency and durability. Featuring a 100% mechanical priming system, the BA series pumps quickly prime and re-prime, even from dry conditions. The heavy build style of both pump and canopy make the BA range perfect for use in the strenuous contractor market.

World-class performance

The BA range is built to be deployed on the most demanding dewatering and sewage bypassing applications. Using high efficiency pumps and state-of-the-art diesel engines, the pumps offer maximum performance at minimal cost, fully in-sync with the company philosophy of "Lowest cost of ownership".

Sustainability

- High efficiency pumps minimising fuel consumption
- Corrosion free hot dip galvanized canopy
- Corrosion free composite door panels and powder coated plating
- 100% Oil-spill free priming system
- Fully banded unit eliminating fuel/oil spills at all times

Complete package designed & built by BBA Pumps

- Complete in-house design & production
- Over 60 years of experience in the market
- Complete testing facility in-house
- Contemporary & functional design
- Durable & eco-friendly materials
- Custom builds available

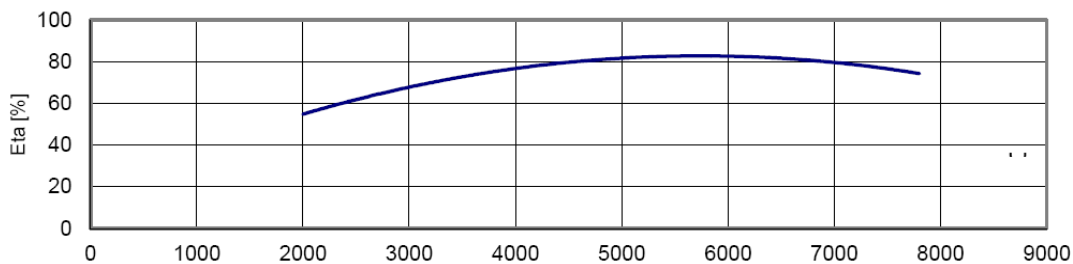
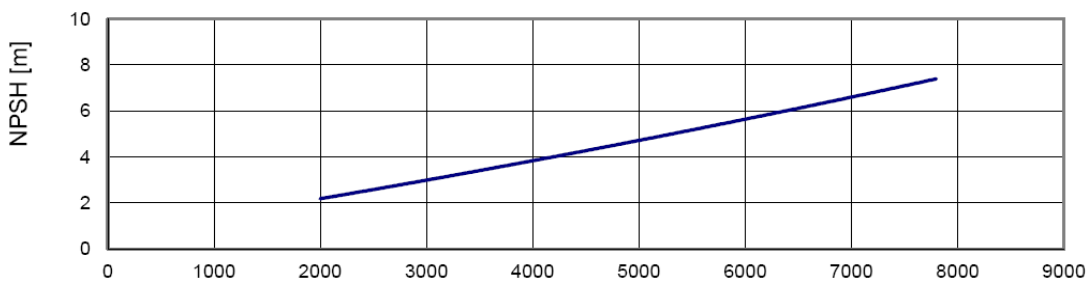
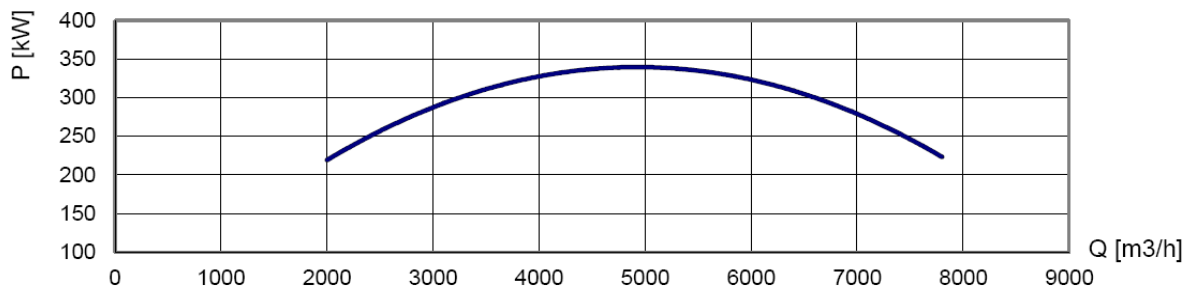
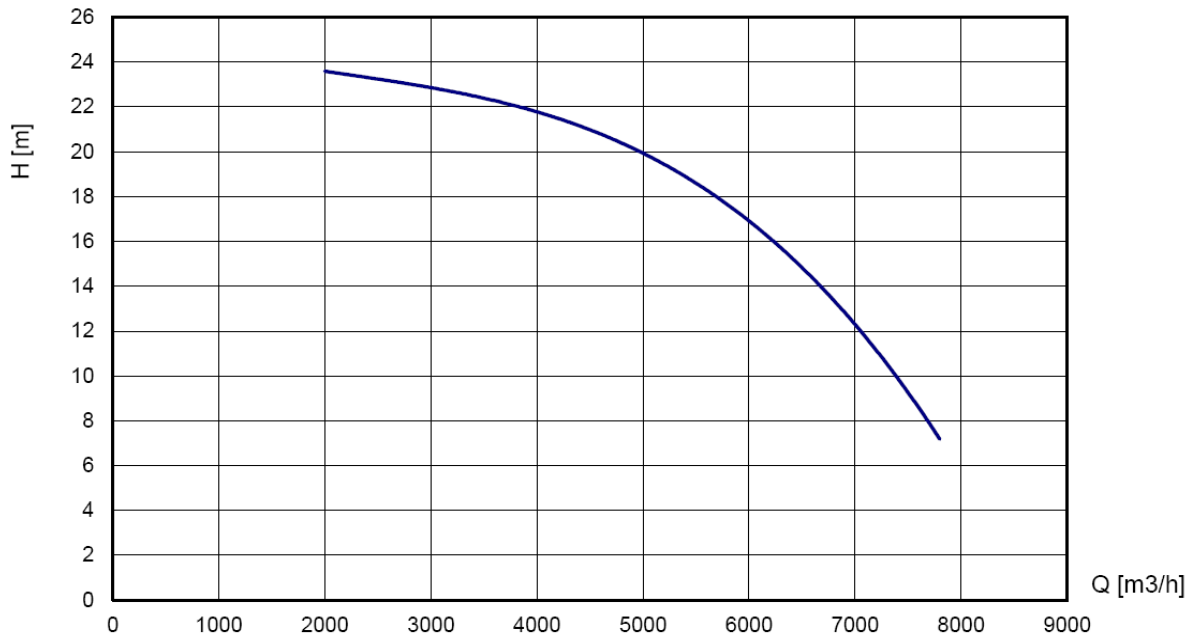
After sales service & product support

- Single supplier for parts, spares & accessories
- Dedicated customer help-desk (24h service)
- Dedicated service department in-house
- Global parts distribution network
- Optional global on-site servicing available
- Extensive training options available (technical & commercial), on-site or in-house



PERFORMANCE CURVES (590 RPM)

Continuous duty according ISO 9906



STANDARD TECHNICAL SPECIFICATIONS

BBA auto prime pump

Pump type.....BA700G D810
 Max. flow.....7800 m³/hour (34300 US GPM)
 Max. head.....23 mwc (76 feet)
 Discharge flange.....DN700 (PN6) K810
 Suction flange.....DN800 (PN6) K920
 Impeller type.....Axial flow impeller
 Solids handling.....145 mm (5.7 inch)
 Best efficiency point.....85%
 Pump casing.....Cast iron GG20
 Impeller.....Ductile iron GGG40
 Pump shaft.....42CrV6
 Shaft seal.....Mechanical seal



BBA priming system

Pump type.....BBA MP100 Diaphragm pump
 Air handling capacity.....100 m³/h (59 CFM)
 Max. vacuum.....8.5 m (29 inHg)
 Drive.....E-motor 24V
 Float box.....St 37 hot dip galv.
 Float.....Stainless steel 304
 Start/stop.....Fully automatic



Engine

Engine brand.....Volvo Penta
 Engine type.....TAD1384VE
 Flywheel power.....369 kW (500 Hp)
 Rating.....IFN power
 Fuel consumption.....200 g/kWh
 Displacement.....12.78 l
 Number of cylinders.....6
 After treatment.....SCR, DPF + DOC
 Emission level.....Stage V

BBA control panel LC45

- Auto start/stop system
- Two float switches included (10m cable)
- Key switch
- Rpm. control with push buttons
- Warning lights
- 4.3" LCD display



The LCD monitor displays additional engine data, e.g. actual engine speed, working hours, battery voltage, fuel consumption and failures in clear text (Multilanguage support)

BBA non-return valve DN700

Flange size entrance.....DN700 PN6
 Flange size delivery.....DN800 PN6
 Casing.....St 37 hot dip galvanised
 Max. pressure.....3.5 bar – 50 PSI
 (More technical details see separate non-return valve data sheet)






Factory Acceptance Test
Extensive testing facility in-house. FAT must be conducted formally and be witnessed by the owner and/or project manager.



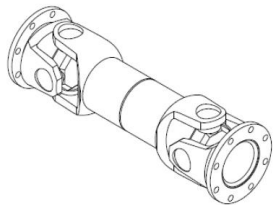
LED lights
Fully integrated in the canopy for easy operation throughout the evening and night.



Safety
Extremely durable and lockable T-locks offering perfect grip.



Fully banded unit
Fully banded unit eliminating fuel/oil and AdBlue® spills at all times.



Cardan shaft
Cardan shaft between pump and diesel engine for smooth operation, assembly angle 2.5° - 3°



Ratio transmission gearbox
Hydraulically actuated clutches and helical gearing for a smooth operating speed reduction between engine and pump.



Double vacuum pump
Diaphragm pump, air-cooled, water-resistant and oil-spillage free. Air capacity of 100 m³ per hour.



User manual BA series
Extensive user manual with important information concerning the pump unit, pump installation and safety warnings. Available in several languages.

Pictures used are for illustration purposes only.