

PRORIL

50 Hz

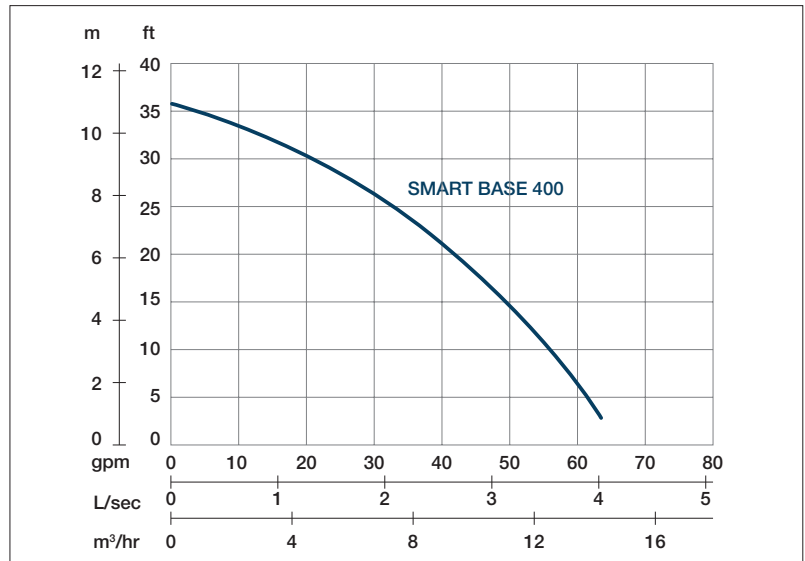
Designed for light weight, excellent performance, low energy consumption, and easy maintenance, PRORIL residue pumps can pump down to a low water level at 1/16" (2mm), which is ideal for pumping flat surface such as basements, parking garages, pools, spas and etc.

Handy and Residue Pump

SMART BASE 400

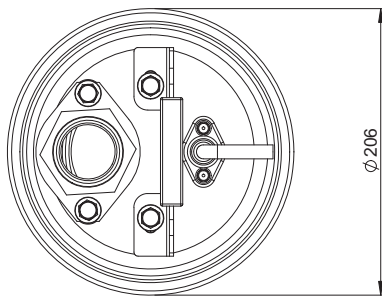
Residue Pump



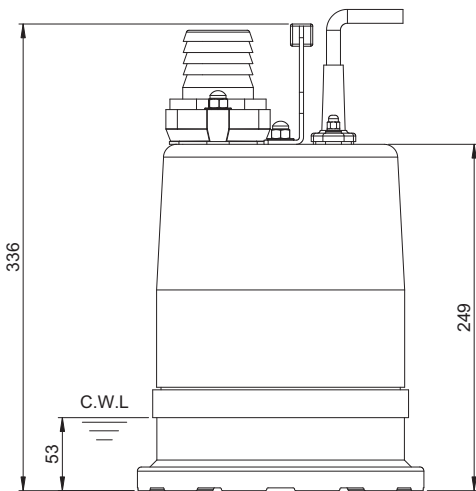


Shaft Speed : 2850 rpm

Outlet : 50mm, 2in



OUTPUT	HEAD	FLOW
0.4 kW	Rated : 7m, 23ft	Rated : 2 l/s, 37 gpm
0.5 HP	Max : 11m, 36ft	Max : 4 l/s, 63 gpm



Weight : 14kg / 31 lbs

Pump Type	Electric Submersible Pumps	
	1-Phase, 3-Phase	
Motor	Type	Induction Motor
	Poles	2 Pole
	Insulation	Class F
	Protector	Circle Thermal Protector
	Starter	1-Phase • Capacitor-Run, 3-Phase • D.O.L.
Lubricant	Food Grade (ISO VG32)	
Impeller Type	Opened	
Shaft Seal	Double Mechanical Seal	
	Silicon Carbide VS Ceramic / Carbon	
Bearings	C3 Shielded ball bearings	
Cable	H07RNF	
	Length: 10m (33ft) or longer upon request.	
Materials	Pump Casing	Gray Iron
	Impeller	Gray Iron
	Motor Frame	Stainless Steel
	Motor Shaft	Stainless Steel
	Bottom Plate	Synthetic Rubber
	Outer Cover	Stainless Steel
Max. Liquid Temperature	104°F (40°C)	
Max. Submersion Depth	66ft (20m)	
pH Range	pH 5 - pH 8	